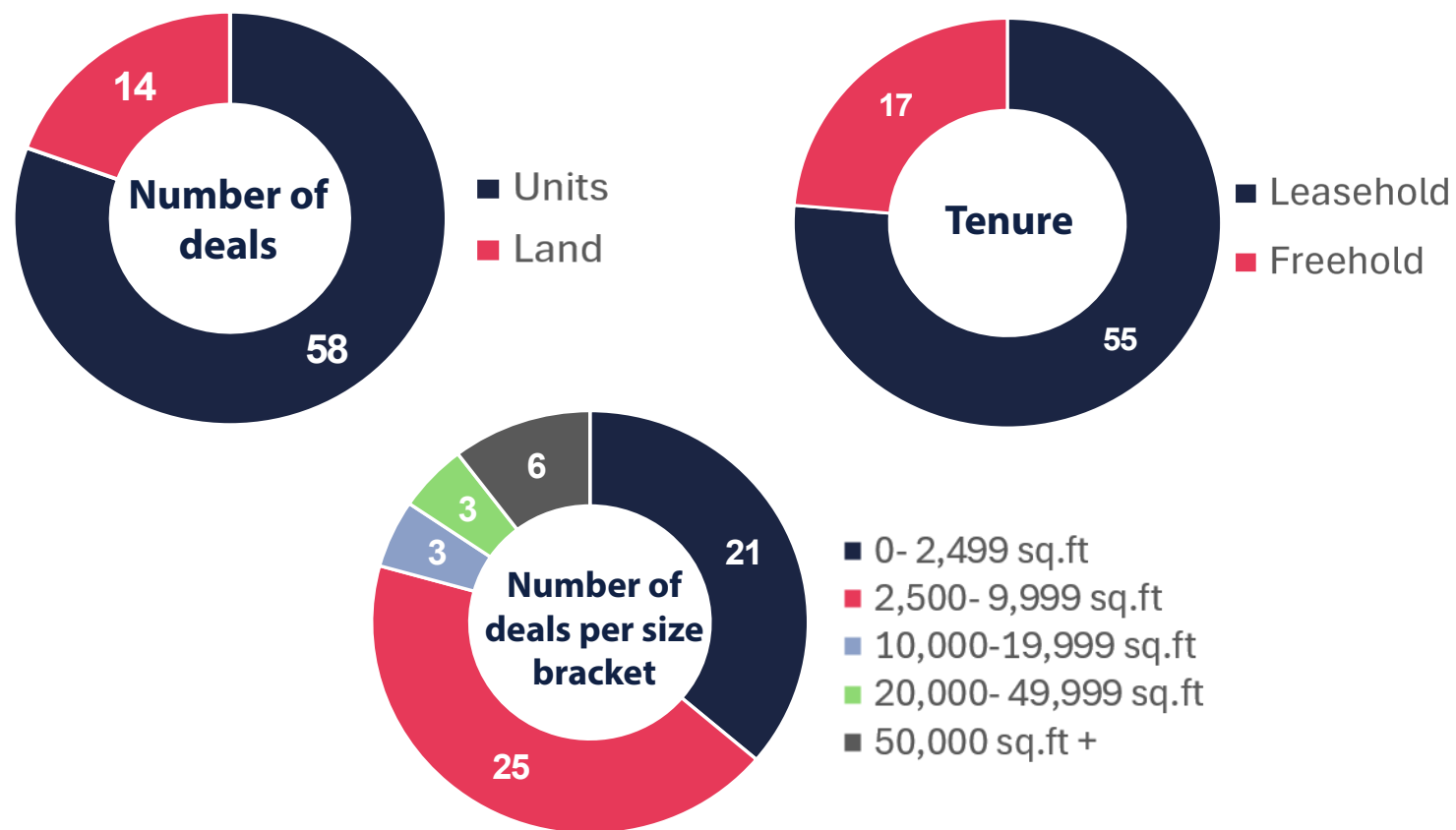


# Q1 Industrial Market Data 2024

 Total Q1 Takeup: **610,000 sq.ft**

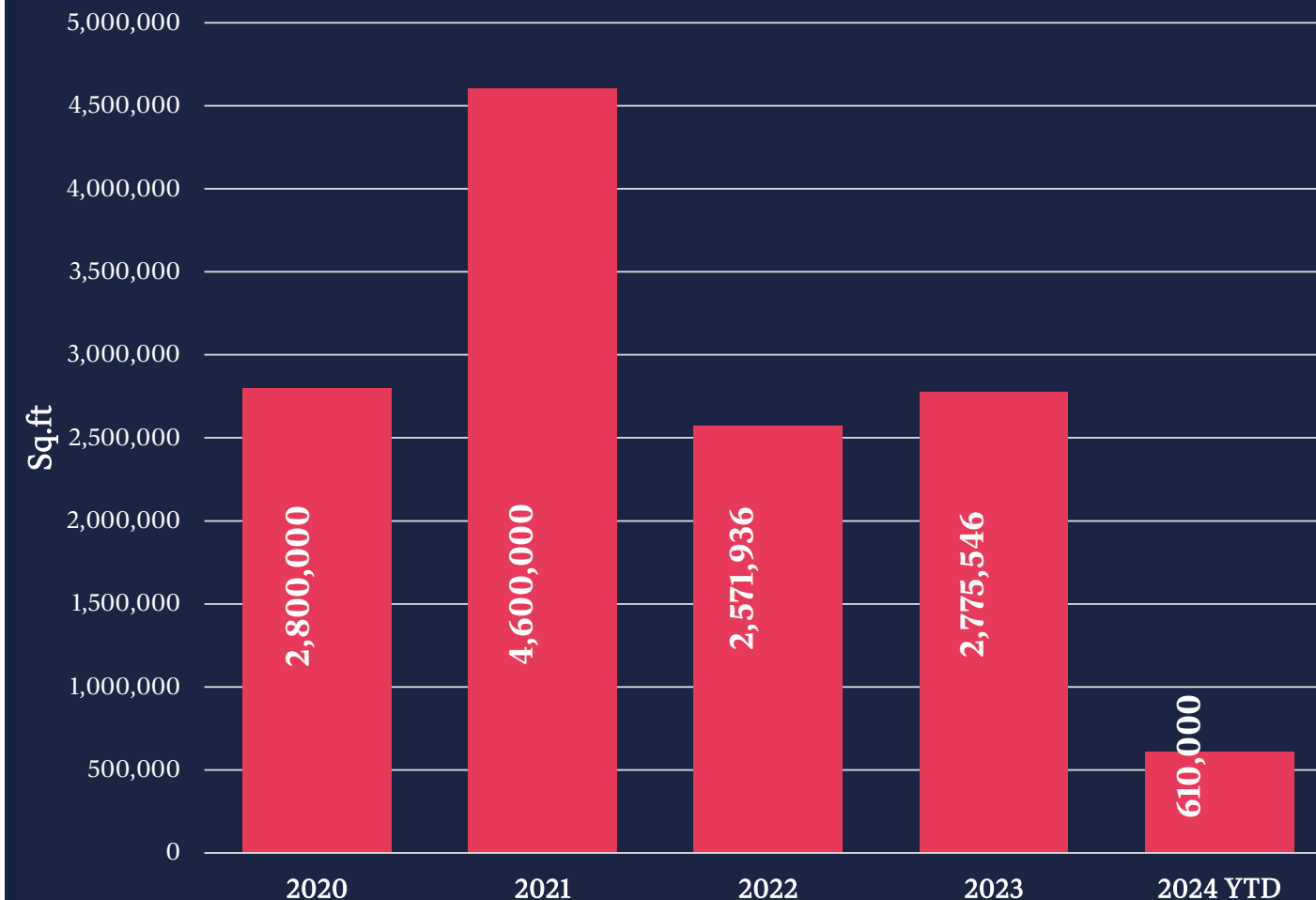
 Total number of deals: **72**



## Notable deals for Q1 2024

<p><b>SALE</b></p> <p>Units 37 Abergorki Industrial Estate, Treorchy</p> <p><b>83,205 sq.ft</b></p>	<p><b>SALE</b></p> <p>Dinas Isaf Industrial Estate, Tonyrefail</p> <p><b>54,202 sq.ft</b></p>	<p><b>SALE</b></p> <p>Unit 8 &amp; 9 Rising Sun Industrial Estate Tonyrefail</p> <p><b>50,124 sq.ft</b></p>
<p><b>SALE</b></p> <p>Salem Terrace, Tonypandy</p> <p><b>50,000 sq.ft</b></p>	<p><b>LEASEHOLD</b></p> <p>Unit 1 Broadway, Leeway Industrial Estate, Newport</p> <p><b>50,000 sq.ft</b></p>	<p><b>LEASEHOLD</b></p> <p>Units 5,6 &amp; 7 Mamhilad Park Estate, Pontypool</p> <p><b>50,000 sq.ft</b></p>


## Industrial Take-up 2020- 2024



**Deals over 50,000 sq.ft**  
**6**



**Average deal size**  
**10,538 sq.ft**



**Total land transacted**  
**28 acres**



**Total transactions sub 2,500 sq.ft (starter units)**  
**21**